

April 2024 edition

Separation and Disposal of Household Garbage and Recyclables in Saiki City

Please refer to the sorting chart and correctly separate your disposables. Place them outside in the designated garbage collection area by 8:30 am on the collection day.

Burnable Garbage

- **Kitchen Scraps:** leftovers, vegetable scraps, seashells, etc. **Disposal Procedure**
Drain liquid completely before disposal. Use designated garbage bag for burnable garbage.
- Your garbage will not be collected if you do not use the designated garbage bag.
- **Fiber:** stuffed toys, non-recyclable clothing, disposable diapers (flush waste down the toilet and roll the diaper in a bundle.)
- **Plastic Items:** toys, buckets CD, DVD, etc.
Plastic Containers: shampoo, rinse, detergent bottles, food trays, plastic bags, Styrofoam, cushion material, etc.
- **Others:** aluminum foil, plastic wrap, shoes, bags, pet sand, disposable body warmers, ice packs, fireworks (soak in water for a day before disposing), etc.


Cooking Oil (Either absorb the oil in cloth or paper, or use a solidifying agent before disposing).



Disposable Lighters (use all the contents and soak in water for a day).



Small Amounts of Tree Branches, Grass, Leaves, and Boards (Remove soil and dry before disposing. Cut into pieces 50 cm long and 10 cm diameter. Be sure to bundle before disposal).



Hazardous Substances

- Mercury Thermometers
- Manganese Batteries
- Alkaline Batteries



Disposal Procedure

Use a transparent or translucent plastic bag. Place them outside in the designated garbage collection area on the burnable day.

Fluorescent lamps and tubes should be removed from the fixture and placed in the original packaging when purchased.

NOTE Dispose light bulbs and LED fluorescent lights, etc. as non-burnable garbage.
 Button-type batteries and rechargeable batteries are not collected.
 (For more information, please contact the retailer or the Waste Collection Office of the Resources & Waste Recycling Bureau)

Non-Burnable Garbage

Use designated garbage bag for non-burnable garbage.

- Your garbage will not be collected if you do not use the designated garbage bag.
- When you dispose futons or bedding that doesn't fit inside the garbage bag, please attach a on each bedding item. One bag is worth 30 yen. (Do not put any garbage inside the bag).
- Home Appliances: Microwave Ovens, Printers, Air Purifiers, Heaters
 (remove kerosene and batteries)
- * TVs, Air Conditioners, Electric Refrigerators, Electric Freezers, Laundry Machines, and Clothes Dryers cannot be disposed as non-burnable garbage.
- Ceramics: Tea bowls, plates, vases, etc.
- Glass: Glass tableware, mirrors, broken bottles, etc. (Please mark the garbage as dangerous).
- Metals: Frying Pans, Pots, Wire Hangers, Metal Caps, Gas

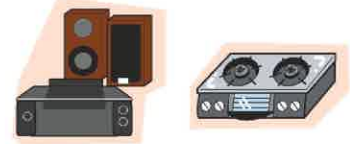
Cassettes, and other spray cans. (Be sure to remove all gas and pierce two holes).

● Fibers: Futon, Curtains, etc.

● Others: Wooden and plastic products that do not fit in bags.

(Three tier box, costume cases, etc).

Speakers, Gas Ranges, Printers (remove batteries)



Stove (remove batteries)



Scissors and knives (Please mark the garbage as dangerous).



Lighting Equipment



Dispose light bulbs and LED fluorescent lights, etc. as non-burnable garbage.

Spray Cans



(Be sure to remove all gas and pierce two holes).

Please check Bulky Garbage for disposing bicycles.



Do not dispose rechargeable items (electronic cigarette device/hand held fans etc.)

They can cause fire so please do not dispose.

* For household garbage that isn't listed on this chart, please refer to Saiki City official website. Garbage Disposal Quick Reference Table or the Saiki City website.



← Saiki City official Website



← Saiki city official LINE

Cloth (Recyclables)

- General Clothing and Fabrics

- * No stains or tears

Use a transparent or translucent plastic bag (20 - 45 l).

Towels, bedsheets, T-shirts, trousers, denim, down jackets, blankets, etc.

Clothing is reused as second-hand clothing and some clothing are reused as cloths.



NOTE

Futon, curtains, carpets, cushions, stuffed toys, Hanten jackets, padded garments, underwear, coats, raincoats, swimsuits, hats, gloves, etc.

Paper (Recyclables)

- Cardboard
- Other Paper
- Not dirty

How to dispose

Fold and bundle with a string in a crisscross style. Do not mix materials in a bundle.

On a rainy day place them in a transparent or translucent plastic bag.

Newspaper

You can include the inserted flyers.

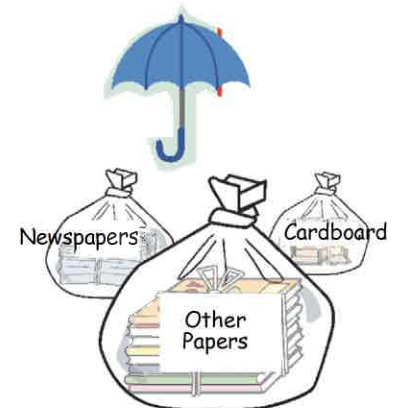
Cardboard

The cross section looks like this picture.



Other Papers

Books, papers, boxes, calendars, etc.



Note

The following items cannot be disposed.

Multi pack packages. (packaging used for 6 pack beers)

Booklet in covers in plastic.

Items with Styrofoam

Coated items

Photographs, silver paper, oil paper, carbon paper, receipts, etc.

Plastic Bottles for food and drinks (Recyclables)

Containers that contained food or beverages which were sold.

Use a transparent or translucent plastic bag (20 - 45 ℓ).

Before Disposal

- ① Remove the cap or stopper.
 - ② Remove the label.
 - ③ Wash the inside with water.
 - ④ Put the container into the bag without crushing it.
- * Metal caps, etc., should be disposed as non-burnable garbage.
 - * PET bottle caps and labels should be disposed as burnable items.

NOTE

The following items cannot be disposed.

Items with contents in them.

Items that are dirty or heavily soiled.

Food oil containers.

Soy sauce and sauce containers.

Items that have been crafted.

PET bottle caps are collected at the following locations: City Hall (Main Bldg.), Waraku or ECO Center Banjo, Each promotion bureau

"Labels and plastic bottles are not collected!"

Small Home Appliances (Recyclables)



- PC (laptops)
- Mobile phones (Smartphones) and other small home appliances.



USB Memory Cards, game machines, remote controllers, chargers, extension cords, etc

Free collection is available at the following locations: City Hall (Main Bldg.), Waraku or ECO Center Banjo, Each promotion bureau

For more information; Saiki City Homepage (how to separate and put out small home appliances.)



← Saiki City Homepage (how to separate and put out small home appliances.)

Oversize and Large Amounts of Garbage

We do not work inside your house.

NOTE: Bulky and large amounts of garbage that is generated temporarily cannot be disposed at the collection center.

① Self-delivery to Eco Center Banjo

* As a general rule, it is not possible for anyone other than the person or a family member to deliver the garbage on their behalf.

Delivery Location: Eco Center Banjo (1-38 Higashihama, Saiki City)

Delivery Time: 8:45 am - 4:30 pm

However, you cannot take any garbage during December 31st thru January 3rd.

Garbage Disposal Fee: 50 yen per 10 kg.

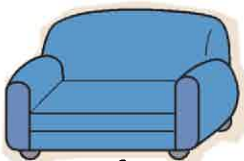
Industrial waste will not be accepted.

NOTE: Please separate items correctly.

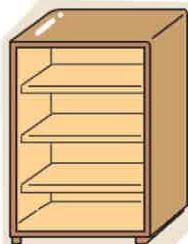
NOTE: Please manually unload each item. (Dump trucks must unload manually as well.)
The length of the vehicle cannot exceed 6 meters.

Contact: (0972) 22-5650

From April 2024 bicycles are considered to be oversized garbage. (Please remove the battery from electric assisted bicycles before disposal.)



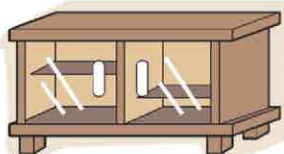
Sofa



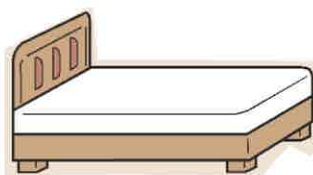
Bookshelf



Large furniture



Sideboard



Bed/Spring mats



Carpet (roll type)

Floor mat (Items that cannot be folded)



Large amounts of garbage due to moving.
(Be sure to separate according to material)

② Request door-to-door city pick up (reservation required)

Attach the "Large Garbage Sticker" for disposal.
One sticker for each item you would like to dispose.

(Reservation Method)

- ① Call Higashihama Collection Center to make a reservation for pick up at least 7 days before your desired date.
- ② Tell them your name, address, phone number, and item name. Confirm the date and pick location.
- ③ Attach the "bulky garbage sticker" and take it to your designated disposal area by 8:30 am on the reserved date.

(Door-to door Collection for Bulk Garbage)

Call to make an appointment for door-to-door collection, attend the collection, and pay in cash.

Large amount of garbage collection fee (including processing fee)

- Kei Truck 3,300 yen
- Medium-sized Truck 8,800 yen
- Large-sized Truck 18,700 yen
-

Reservation Location: Higashihama Collection Center

Contact: (0972) 23-2386

Reception Hours: Monday to Friday (Excluding holidays) 8:30 am - 5:00 pm
(Excluding 12:00 pm - 1:00 pm)

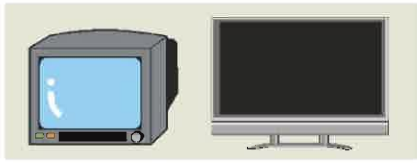
- ③ Request collection to a licensed company in the city. (You may request for work done inside your house.) Please ask each licensed vendor regarding fees. Please check the following website for a list of licensed companies in the city.



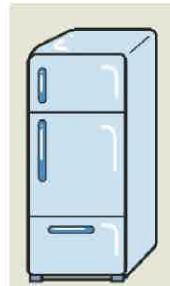
← Saiki City Homepage

Items subject to the Home Appliance Recycling Law

The following items cannot be collected or disposed of by the city. They are required to be collected by the manufacturer.



Televisions (CRT, LCD, and Plasma type)



Refrigerators



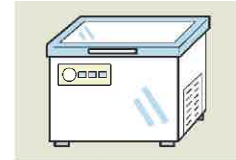
Clothes Dryers



Air Conditioners



Washing Machines



Freezers

* The recycling fee depends on the item and manufacturer. Please ask the post office for further details.

1. When you are purchasing a new home appliance from an appliance store located within the city: Ask the appliance store to pick up your used appliance. * Please ask the retailer for the price.

2. When you need to dispose old appliances or if you are purchasing new appliances from a store not located in your city:

① Please transport your used appliances to the 「city licensed designated collection company (Asahi Sangyo LLC.) Please purchase a recycle ticket at the post office before taking it.

② Request transportation to a city licensed company.

※ Please purchase a recycle ticket at the post office before taking it.

※ Ask the city licensed company about the handling fee.

③ Request pick up to Renet Japan Recycle, Inc.



Small home appliances disposal method

Items that cannot be collected or accepted

The following items cannot be accepted so be careful. ※ Please contact a retailer or specialized disposal company for further details.

Car/Car Parts

Tires (the wheel can be disposed as bulky garbage)

Battery

Waste Oil / Motor Oil / Kerosene / Edible Oil

Motorcycles (including mopeds) / Scooters / Electric Wheelchairs

Fireproof Safes

Pianos

Soil / Sand / Rocks

Construction Waste

Agricultural Equipment

Nets for Fishing and Agriculture

Chemicals, Pesticides, Insecticides, etc.

Medical Waste

Bath Tubs

Liquids

Spray Cans and Gas Cylinders containing contents

Button Batteries (Click here for details)

Disposable or Rechargeable Batteries (Click here for details)

Fire Extinguishers (Click here for details)

Business Waste (General Waste)

- Business waste cannot be disposed at collection points.
- Only some types of combustible garbage (paper, wood, food scraps, etc.) can be taken to Eco Center Banjo. Garbage Disposal Fee 100 yen / 10 kg
(Click here for details)
- Industrial Waste cannot be disposed, please contact as industrial waste company.

For More Information: Cleaning Division

- Regarding separation of garbage call: ☎ 22-3984
- Regarding pick up call: ☎ 23-2386